



The **SOUTHERNER**



Spring 2022

The Official Publication of the Southeastern Region
of the National Model Railroad Association



**Photo Gallery -
Jarrell Conley page 10**

Summer Test Run page 18

Model Train Station page 8



The President's Car Roy Masterson

Beginning on April 1, the NMRA Magazine will be available in a digital format on the NMRA website (NMRA.org). This exciting new feature is available to all members who

have created a username and password on the website. Those of you who received the NMRA eBulletin for January/February that was sent out on January 3rd can see more detailed information under the *New NMRA Digital Magazine FAQs* that provides in depth information on the many features of this new service. Access will be provided through a service called Zinio and will be available for viewing on mobile devices, laptops and desktops through a browser. One cool feature is that it will be searchable by keywords. You can save issues off line for viewing when the Internet is not available. I have asked Superintendents to assist members with any problems they have in creating login access on the NMRA.org website. I think this is a fantastic benefit to members and one that I hope everyone will use and enjoy. The NMRA Digital Publications project team worked hard to make sure we will have a state-of-the-art on line magazine.


Congratulations to Jerry Holmes of the Cherokee Division! Jerry and Cody Grivno of *Model Railroader Magazine* were



named co-winners of the National Association of S Gaugers *Perles Publication Award* for their article in *Great Model Railroads 2021* on Jerry's fantastic Chesapeake & Ohio layout. Brian Ford and I were Cody's driver while he

was in Chattanooga for the 2019 SER Annual Convention and were Cody's lighting and train staging assistants during the photo shoot on Jerry's layout.

This issue of the SouthErneR contains the first of a series of articles on the NMRA Achievement Program. I asked our SER AP Chairman, Randall Watson, to start with the Golden Spike and



then in following issues pick one of the 11 Achievement Certificates that make up the Master Model Railroader Program. Randall and your local division AP Chairmen are always ready to help

you with filing paperwork and judging your accomplishments where required.

During the Winter of 2021, I asked Vice President Bill Raymond to head up a new Web Design Committee with SER Directors and our Webmaster as members. The committee is charged with investigating the possibility of replacing our existing SER website with a more interactive website using the latest technologies. While the existing website has served us well for a long time, we need a new website that has more visual appeal. The SER website should showcase models and layouts, videos, online clinics, and photos of people enjoying our great hobby and providing more information for our members. Once the committee presents it's finding to our Board on cost and feasibility, they will vote on whether or not to proceed.

It's the middle of February as I write this report and I've attended 6 operating sessions. Chuck Higdon had his first operating session on his full basement Key West and Northern in January after moving it from New Jersey, then connecting the pieces together in a new basement built to the same footprint as his previous house. Less than 2 weeks later, Norm Wizner had the last operating session on Pueblo Clearing District. Norm bought a new



basement with a house on top and his layout will fit with a little tweaking in his new house.

Having attended train shows, operating sessions, and club meetings where modelers are meeting, I think it's time for Divisions that have been dormant to start planning events



and holding meetings. I believe we've all learned how to be more cautious in the last few years. As I've said before, model railroading for the most part is a social activity where we all get together, share ideas and have fun in a hobby that we all enjoy.

Don't forget the NMRA National Convention to be held in St. Louis, August 7 -13, and the Indy Junction 3-Region meeting will be held in Indianapolis May 18-22. [SER](#)

Care to be a contributor to the *SouthErner*?

**I'm looking for articles about DCC, JMRI,
kit bashing, weathering or just about
anything regarding model railroading.**

Give it a try.

Contact Ed at SouthErner@ejpj.com

Achievement Program	29
Club Car	31
Education Department - Chuck Higdon	4
From Your Achievement Program Manager	20
Model Train Station	8
Photo Gallery - Jarrell Conley	10
The President's Car - Roy Masterson	2
SER Division News	22
SER Division Officers/Directors/Divisions	30
Summer Test Run	18
Upcoming Events	6
Where is My Ballot	23

Editor: Ed Juare - 782 Jays Way, Ringgold GA 30737-8954
423-598-9925; SouthErner@ejpj.com.

Material for publication is welcomed! Please send materials to the editor.
All submissions become the property of **The SouthErner** unless otherwise
contracted. Do not send previously published materials please!

The SouthErner is mailed to members of the Southeastern Region and
interested parties who have paid the subscription rate of \$10.00/year.

Submittals Due: Winter Nov 15; Spring Feb 15; Summer May 15; Fall Aug 15

ADVERTISING

Rates are for electronic-format or scanner-ready ads. Preferred for-
mats are PDF, MS Word or JPG.

Include advertiser name, address, email and daytime phone number.

Ads must be prepaid before publication.

Make your check payable to: **SER-NMRA**

Mail payment to: Mark McAllister
3518 Connelly Ln
Chattanooga, TN 37412-1608
mlmcallister@gmail.com

ADVERTISING RATES

Size	Number of Issues			
	1	2	3	4
Full	\$120	\$240	\$360	\$400
1/2 h/v	\$ 60	\$120	\$180	\$200
1/4 h/v	\$ 30	\$ 60	\$ 90	\$100
1/8 h	\$ 15	\$ 30	\$ 45	\$ 60
1/15 '5x3'	—	—	—	\$ 35
Pike '1.4x3'	—	—	—	\$ 16
Pike Registry: \$16 for 4 issues				

BLUE OX TRAINS

ROSWELL, GA

Keeping the Hobby Fun!



**425 Market Place
Roswell GA 30075**

**Monday - Thursday 10 am - 6 pm
Friday & Saturday 10 am - 5 pm
Sunday - Call for Hours**



404-312-6467

Steve Funsten

email -blueoxtrains@bellsouth.net

Order online 24 hours a day - 365 days year

WWW.BLUEOXTRAINS.COM



Education Department

Chuck Higdon

Cherokee Division

I hope this issue of *The SouthErneR* finds your family and you well and virus free. Also hope your division is doing something. I know I have mentioned the 2 Zoom accounts the SER purchased. They have been very seldomly used. If you are com-

fortable with running a Zoom meeting, contact your Division Superintend and offer to host one for your division.

Recently I was invited to attend a Zoom meeting with the Cumberland Division. Besides a clinic presentation, they also had "Show and tell." What was different is that the photos of the items each member was going to talk about were all sent to the host before the meeting. He then put them on the screen as each presenter took their turn explaining what was in the photo. So, from a presentation point of view, the meeting went smoothly as only the host needed to know how to show the photos and each modeler just talked about his latest progress as shown on the screen. I suspect the host made a list of the sequence the photos were in, so he could then cue each presenter when his photos were next up. I enjoyed the meeting.

Those of you who are working for your MMR should read the January NMRA magazine, lots of good hints starting on page 26. It details how easy much of the process is. It does not tell you how to find the time, but if you do little at a time eventually it gets done.

Doing a little each day brings me to my own railroad status. I had my first OP session on January 23. The moving truck arrived here last February 23 and filled up the basement. While I still have boxes to unpack and items to find, I was able to hold an OP session and see the railroad run again. I have since fixed that dead spot that was found.

Here is the empty basement (1) while under construction.



Looking at the same window (2), that coil of wire hanging on the right is for house lighting, so not needed to run an OP session. I will get to that soon.

Then standing at the other end of the room (3).

Did get the Ferris wheel up and running (4). I can take a break now and run trains. Along



with other things such as checking out the local rail lines and railroad museums.

If you have a topic that I may be able to help with. Or if you have a clinic you want to

present to the Region, please let me know. We can set up a webinar to show it. The SER does have the Zoom accounts usable for presentations, discussions or meetings should the need arise. I am also looking for topics and presenters for more Webinars, please let me know at vze5crrw1@outlook.com if you would like to present one.

Enjoy life and take care. *SER*

DEADLINES

May 15 - Summer

August 15 - Fall

November 15 - Winter

February 15 - Spring

Issues are mailed approximately 5 weeks following these deadlines



TRAIN WATCHING PLATFORM

Come enjoy the 40+ trains that come through historic Locust Grove, Georgia each day from our train-watching platform, complete with ample parking, radio scanner, and picnic tables. For more fun, you'll find downtown eateries and antique shops directly across the street!

LOCUST GROVE EST. 1893



WHERE EVERYONE IS YOUR NEIGHBOR

Find us on Facebook and TripAdvisor
www.locustgrove-ga.gov

3840 Highway 42
Locust Grove, Georgia 30248

For more information, call 770-692-2320 or
email cwatts@locustgrove-ga.gov

Upcoming Events

Music City Mini Meet



**It's NOT music
It's Model Railroading
Save the Date!
Saturday - October 8
Lane Agri-Park
Murfreesboro, TN**

Five to ten prototype and modeling presentations to update your skills and meet fellow modelers.
More details coming soon!

CUMBERLAND DIVISION
Southeastern Region NMRA



MODEL TRAIN SHOW
March 12 & 13
Saturday 10-5, Sunday 10-4
The Clarence Brown Conference Center
5450 GA Hwy 20 - Cartersville, Georgia
Easy access from Hwy 41 and 75.
A Courtyard by Marriott hotel is adjacent to the Conference Center.

Operating Model Railroads to Enjoy,
150 Tables of Model Train Dealers,
"White Elephant" tables

Admission is just \$10 per Person
Kids 9 and Under are Free!
FREE PARKING

Masks & Social Distancing are Encouraged



Sponsored by the Piedmont Division
of the National Model Railroad Association
www.themodeltrainshow.com
www.piedmont-div.org

Buy now while supplies lasts!

SER has a limited number of Accurail HO scale 47' ACFX 4650 cu. ft. covered hopper kits lettered for ENGELHARD remaining.

This injection molded car is offered in one road number, featuring plastic wheelsets, Kadee compatible Accumate Couplers and separate brake detail. Detailed step by step directions included for quick assembly.

Orders of two or more cars include a free easy-to-install replacement Decal Set of TWELVE (12) different numbers plus END numbers. **This is a \$4.00 value -- FREE.**

Cars are **NOW AVAILABLE at \$10.00 each**, plus shipping of \$8.00 for one car. Add \$1.00 shipping for each additional car. Check or money order payable to: **SER-NMRA**

Mail to: Region Car Project
%Randall Watson
730 Morning Creek Ln
Suwanee GA 30024

Buy now while supply lasts!

SER has a limited number of Accurail HO scale 47' ACFX 4650 cu. ft. covered hopper kits lettered for ENGELHARD remaining.

This injection molded car is offered in one road number, featuring plastic wheelsets, Kadee compatible Accumate Couplers and separate brake detail. Detailed step by step directions included for quick assembly.

Orders of two or more cars include a free easy-to-install replacement Decal Set of TWELVE (12) different numbers plus END numbers. **This is a \$4.00 value -- FREE.**



Please support your Region and order one or more cars. For additional information contact Region Car Chairman Randall Watson at: randallwatson1@bellsouth.net.



GREENVILLE & OHIO RAILROAD *GO with the G&O!*

Jack Varadi
Superintendent

802 Mountain View Court
Greer, SC 29651
864-325-0955
JackVaradi@yahoo.com

Tom Banks
General Manager

North South Railroad
N Scale Model Railroad
Atlanta to Cincinnati

8042 Autumn Woods Drive • Jonesboro, GA 30236 • 770-477-1180

Roy Masterson
Superintendent

Southern Railway - Cherokee Division
Harriman, TN to Decatur, AL
HO Scale Model Railroad

3502 Glendon Drive
Chattanooga, TN 37411
rwmasterson@epbf.com
423-227-0334

TALL TREES LUMBER CO.

ROBERT & BRIAN HUNT
MARIETTA, GA

NORFOLK SOUTHERN
New Holland Division

Bill Orman
Superintendent

11194 Captains Cove Dr
Soddy Daisy, TN 37379
423-243-6829
wtorman@epbf.com

Train Installations

Model railroads for home or business
Overhead-Garden-Tabletop
David Bennett
770-597-0038
dave@traininstallations.com
www.traininstallations.com

Randall Watson
President

ST. LOUIS and SOUTHERN R.R.
Modeling Modern Day in "HO"

730 Morning Creek Lane
Suwanee, GA 30024
e-mail: randallswatson1@bellsouth.net

Phone: 770-831-5736
Cell: 404-424-2218

Tennessee Southern Railroad

Mark McAllister
Superintendent
Southern Division

3518 Connelly Ln
East Ridge, TN 37412
mlmcallister@gmail.com

Jim Brown
President & Chief
Gandy Dancer

PS & NE RAILROAD
Santa Fe - Union Pacific
The North Lake Line

4563 Tifton Court
Powder Springs, GA 30127

470-532-5241
jrbrowntv@aol.com

Model Train Station

article and photos by John Bryan

Located in the heart of Taylors Mill, Taylors, SC is a mecca for model train railroading. It is even located in close proximity to real railroad tracks which see Norfolk Southern trains every day. The name is Model Trains Station (MTS). Housed within this impressive facility are 12 model railroad layouts: One G gauge layout, two N gauge layouts, two O gauge layouts, one S gauge layout, three HO gauge layouts and a multi-gauge American Flyer layout that traces the history of the brand from 1905 to 1966.



There also is a G gauge loop and an O gauge loop with running trains overhead plus working Z and T gauge layouts as visitors enter the ticket lobby. Additionally, a display case in the lobby shows examples of the various gauge trains for which we have layouts.



MTS leases 16,000 square feet of space in what once was a textile bleachery of which 9,000 square feet are occupied by the 12 afore mentioned layouts. Now for some specifics about the individual layouts.

O Gauge MTH layout – Four loops for trains at table level and an elevated fifth loop, a working MacDonald's fast-food restaurant, a working turntable and roundhouse and many other accessories that can be operated by the visitors.



G gauge layout – Two trains running all the time and a third that can be operated by the visitors. Visitors can operate a working cable car that goes from a German village to the top of a mountain, a saw mill, an oompah band with sound, a thunder and lightning storm with visual effects and sound and much more.



O Gauge Lionel layout – Four running trains plus three which can be operated by visitors; a Thomas the Train, a small switcher and a trolley. Superhero characters are incorporated in the scenery for one of the three scavenger hunts available for visitors to find and several automated accessories.



S Gauge layout – Two running trains one of which is visitor operated.



Three HO layouts – One large layout that was professionally built that features two running trains, a diorama of Baltimore including its railroad station, a model water purification plant, and numerous scenes that include a Boy Scout camp, a bear attack and a drug bust on the streets of Baltimore.



A second HO layout has three operating trains, very nice detail of a town with working traffic lights, and a lumber mill.



A third HO layout is modeled after the town of Welch, WV with one train running continuously and two trains that can be operated by the visitors.



Two N Gauge layouts – One small layout that features two trains that are operated by a pushbutton.



A large N gauge layout with scenery including an affluent subdivision, rail yard, recreation area, several industrial plants, office buildings and much more. This display is controlled by a computer running “iTrains” software.



MTS has a play area for children, a party room that can be reserved for birthday parties and other group events, a consignment shop, and a repair



shop where people can bring their trains for repair. The repair shop also keeps working trains on the 12 layouts. There is an “Adopt-a-Car” feature where visitors can buy an HO car, take it home, decorate it, then bring it back and have it run on one of the layouts. In addition, MTS has a “Build-a-Train” feature in the consignment shop where visitors can select cars and locomotives to assemble a train of their own for purchase.

Plans for the future include building a 4,000 square foot HO display.

MTS was voted “Best in the Upstate (SC) for Family Fun” in 2021. MTS is a non-profit 501(c)(3). organization. Read more about MTS at www.modeltrainsstation.com. [SER](http://www.ser-nmra.org)

Photo Gallery

article and photos by **Jarrell Conley**

The layout is not based on a real place. It is an HO scale, Digitrax Zephyr powered fictional short line which runs Southern, Central of GA and Georgia RR equipment, and would be located in northern GA.

I think I never could make myself stick to one railroad. The cover photo with the shay is on a dirt road coming into the town of Woodland. The locomotive is a Bachmann product with DCC and sound. About half my locomotives are sound, the other half not. I have so much variation because I'm also a member of the Middle GA Model Railroad Club based in Warner Robins, GA. I have locos from the transition era to somewhat modern, such as ES44 and SD70's that sometimes run on that large modular layout.

I also like to watch my N&W Class A 2-6-6-4 run, but my favorite steam engine is a Bachmann 2-8-0 which better suits the 22 inch radius curves and a few number 4 Peco Insulfrog turnouts. During my operating sessions I usually choose 4 axle diesels with sound and the 2-8-0. I only hold about 3 or 4 OP sessions a year now. This is the first and only layout I've built, and I used Atlas code 100 rail.

The photo below is located in the fictional town of Carolton, named after my wife of course, and might make a good Woodland Scenics advertisement. The passenger station as well as the theatre across the tracks and the building in center background are all products of that company along with the Just Plug light in the background. The locomotive



is a Bachmann Spectrum product equipped with DCC and sound. The concrete parking lot and roadway in the photo is sheet styrene with a variety of WS and Scenic Express ground coverings and real dirt.

I hope you enjoy seeing these photos of my first attempt. [SER](#)















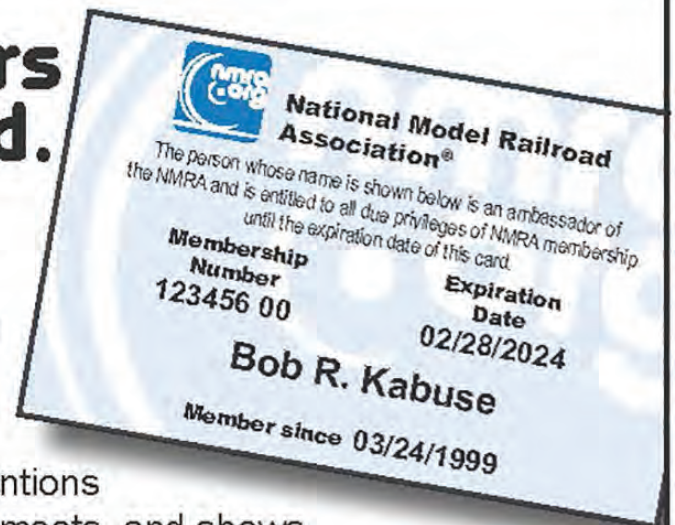


Open dozens of doors with this one card.

Membership in the National Model Railroad Association is your key to getting more out of your hobby! Become a member and you'll receive benefits like these:

- ▶ Learn in the Achievement Program
- ▶ Attend National and Regional Conventions
- ▶ Receive liability insurance for clubs, meets, and shows
- ▶ Get discounts and advance registration on new NMRA books
- ▶ Watch our online "How-to" and convention clinic videos
- ▶ Receive the monthly *NMRA Magazine*
- ▶ Shop in the Members Only Company Store
- ▶ Receive the annual model photography calendar
- ▶ Take part in Modeling with the Masters
- ▶ Get a discount on collection insurance
- ▶ Attend events at over 150 local Divisions

And much, much more!



We make it more fun.
www.nmra.org

Visit www.nmra.org for more info!

Summer Test Run

article and photos by **Tim Harkleroad**

This past summer I decided to do a test run. What kind of test run?

I have two brass PFM, Southern PS4 locomotives that needed painting. I also had two Rivarossi PS4s that look really good but I wanted to change their paint.



This would be a good time to see if I like the Scalecoat color or I purchased and to see if I preferred the graphite smoke box color.





I disassembled and stripped the locomotive and tender. Then I put on a primer coat, masked, and then painted the black, green and graphite areas. Finally, I touched up some details. Now when

I get some time, I will decal and clear coat to finish up.



The next step is to upgrade to DCC with sound. I hope everyone had a great summer, fall and winter season. [SER](#)





Stay connected to the SER & NMRA



BULLETIN

Be Sure Your Email is Up-to-Date

Contact NMRA Headquarters

nmrahq@nmra.org

To be added to or update the
SER & NMRA mailing lists

Receive e-mail news and updates from
the National and Regional NMRA



**SOUTHEASTERN
REGION** of the National Model
Railroad Association



**HUB CITY
RAILROAD
MUSEUM**



Bringing RR history to life!



Visit our restored 1947 Southern Railway caboose, #3115, with a train watching deck and Advanced Train Control System displaying Norfolk Southern mainline train locations. Stop by the museum to see artifacts and displays of how the seven rail lines that helped define Spartanburg into what is known as the *Hub City*. Also, histories of the peach and textile industries of the area are depicted. Check out the many railroad themed items in our gift shops.

Spartanburg Amtrak Depot

298 Magnolia Street Spartanburg, SC 29306

Hours: Wednesday & Saturday 10:00 am to 2:00 pm

No admission charge. Donations appreciated.
Info: www.hubcityrrmuseum.org and Facebook

From Your Achievement Program Manager

Tips and Understanding the Achievement Program Regulations by **Randall Watson**

Allow me the time to introduce myself. I'm Randall V. Watson, the Southeastern Region Achievement Program Manager. Those not involved in the AP program may ask what my job is. I will go into that later but first, let's start with the purpose of this article.

I'll be providing information about the Golden Spike Award in this article. For those not familiar with the AP process, let's start with the Divisions AP Program first by saying that in the SER, there are sixteen divisions within the region. Twelve of the divisions have appointed Division AP Chairmans. Understanding the importance of the Division AP Chairman's role in the Achievement Program is essential as being the front-line support for their Division.

I would be remiss if I did not brag about how important their job is and that all of the chairman are doing a great job. They answer questions their division members may have on the current Certificate they are working to achieve. Next, they review the member's paperwork to ensure all requirements in the regulations for the Certificate submitted are adhered to by the member. Then all paperwork from the member is forwarded to the Region AP Manager for further review. Lastly, they promote the AP Program to their home division members and members outside their Division.

Here is the condensed version or a bird's-eye view, if you will, on what I do as Region AP Manager. First, I answer any Division AP Chairman and individual members' questions received by email or phone. Then, once I receive documentation from the Division AP Chairman or an individual member for one of the eleven Achievement Program Certificates, I confirm the member's documentation complies with all of the Certificate regulations. Reviewing also ensures all the AP Certification regulations in the member's documentation are correct and in compliance. In this case, if something is overlooked or skipped, the Division AP Chairman or member is contacted to resubmit the required information. When the missing documentation is received, it is merged with the original submission.

At that time, I send the Statement of Qualification (SOQ) to the national AP Department General Manager, Mr. Frank Kock, HLM. After Mr. Kock issues the Certificate, it is forwarded to me for distribution to either the Division AP Chairman or to the individual member.

Now for the details of the Golden Spike Award. This award was created in 1987 to recognize "pretty good beginning modelers" and encourage the membership to participate in the Achievement Program. Although not part of the AP category, the requirements for this award are similar to those of the AP Certificate.

See form. You can use it to see detailed information in this article. The top half is all the member information in this area; legible printing is appreciated, or you can use PDF editing software as I did. Next, use a name you would like to appear on your Golden Spike Form in the name field. Expiration, when your membership expires, must be in month-day-year format; all the other fields are self-explanatory. Finally, be sure you fill out the date submitted. For some reason, a great deal of the Golden Spike Award Application Forms received leave the date submitted field blank.

On the bottom half of the Application Form is the Golden Spike Award Qualification Checklist: this is where the fun starts; there are three categories.

Category #1, Rolling Stock (Motive Power & Cars)

Display six (6) units of rolling stock either scratch built, craftsman kits or super detailed detailed commercial kits.

The requirement is to "display" them. Nowhere does it say the models must be judged or entered into a contest. However, having them set out on your layout or on a table in your layout room counts as "displayed." These models need to show something more than a "shake the box," a kit straight out of the box is not enough to qualify. You might add weathering. There is no wrong or right way when it comes to weathering. What products do you use? You can use oil-based paint, acrylics, modeling chalks, or PanPastels. The application can be with an airbrush or small artist brush by hand; the choice is yours. Change the plastic wheels to metal wheels, remove the horn hook coupler,

replace it with Kadee couplers or other detailing, etc., you will have a qualifying model. **See photo of two (2) cars**



I weathered by hand. Don't forget to add a check mark symbol in the check box.

Category #2, Model Railroad Setting (Structures & Scenery) has two check boxes

Construct a minimum of eight (8) square feet for your layout.

There is no requirement on how elaborate or pleasing your layout must be, just that you "construct" it. Just nailing a loop of track down on a green-painted piece of plywood wood does not constitute a "layout." Even if you placed a Christmas tree in the middle of the track loop, it would not be considered.

Construct five (5) structures either scratch built, craftsman kits, or detailed commercial kits

Don't read more into this than needed. If you like scratch building, by all means, scratch build the five (5) structures. Commercial kits will do, with some help from you. The idea is to show that you can do more than assemble a plastic kit. Although I paint all my buildings, especially Walthers kits, I don't care for their colors in the molded plastic kits. For full size and background buildings, you can add roof details, workers on the loading dock, or signs



on the side of the buildings. Weathering your structures are subjective (always your personal tastes), light, or heavy. It's your railroad, and the choice is yours. **See photos of**

two (2) of my structures, one background and one full size.

Don't forget to add a check mark symbol in the two check boxes.



Category #3, Engineering (Civil & Electrical) has three check boxes.




Three (3) types of trackage are required (turnout, crossing, crossover, three-way turnout, gauntlet turnout, etc.). All must be ballasted appropriately and installed on the proper roadbed. Commercial

trackage is acceptable to use. **See the photo of one of the three ballasted turnout.**

This requirement may sound harder than it is. In the last sentence about commercial trackage, you don't have to hand-lay track unless you enjoy that part of the hobby. Installing a store-bought turnout is suitable to use. Other trackages include crossing, crossover, double crossover, slip switch, three-way turnout, and others. The regulations state three (3) types; note the three types DO NOT have to be different. Having three same kinds of turnouts will qualify.

Having three different styles also allows you to meet the qualification. They must be on "proper roadbed." You must provide one additional electrical feature such as a light



(LED) on the fascia to indicate the direction of the turnout (**See my photo of LED on my fascia**), signaling, lights in buildings, etc.

What you run off of your accessory power source will qualify for one of your additional features. Another thing to remember about the Golden Spike Award, it can be achieved on your home layout, club layout, or modular layout. Finally, don't forget (the last one) to add a check mark symbol in the three (3) check boxes.

Required witness signatures can be your Division AP Chairman or any member of his AP committee. The AP Division Chairman and his committee members must be a member of the NMRA in good standing.

What about the Division that does not have an AP Chairman? The Division superintendent can appoint one division member to evaluate and sign the Golden Spike Award Application Form; their membership must be current.

Closing Thoughts: My hope is that the members of this incredible region will be more involved in the Achievement Program. If you're interested in the AP and do not have the Golden Spike Award, it's a great way to start and, it's not that difficult to accomplish. Please put all the tips and notes about the Golden Spike to good use.

The next SouthErneR will be the Summer issue. In that one I'll go over the four (4) categories of the AP and the certificates in each one. I will start with the Association Volunteer certificate in the Summer issue. Tips and notes on the Volunteer Certificate should be a great help. Continue working on the Achievement Program.

Until next time.





Southeastern Region Division News



MID-SOUTH



Division 1 - Mid-South

Dave Carlton ~ dpcarlton59@att.net

The Mid-South Division Officials are presented as elected:

Superintendent: Dave Carlton

Assistant Superintendent: Bill Eberle


Secretary: Andy Smith

Treasurer: Dieter Grethmann

Director 1: Ken Mattern

Director 2: Jim Bartlett

Director 3: Bill Koval



Division 5 - Piedmont

Perry Lamb ~ perry_lamb@mindspring.com

Greetings from the middle of half winter and half spring, 2022! We must be in the SER as who knows really which season it is. In any case, it is a brand-new year! I can honestly say, I will not really miss 2021, but that's behind us now.

Last year, as I wrote this, it really was Winter. It was cold, I was getting work done on my model railroad and needed a coat to go outside! Today, I walked around the house and checked my bird feeders, in a long-sleeved shirt. Where the heck did Winter go? Nevertheless, I am working away on the UC&W. I've added more detail and scenery, I've just finished pouring a river (the Woodland Scenics Deep Pour stuff is great!) and I'm mid-weathering a pair of 89-foot auto racks my fluffers gave me for Christmas! In addition, I'm building a library that will be named for my mom, a long-time librarian in Oklahoma, before she passed away.

Looking into the start of 2022, the Piedmont Division began the year with a January virtual meeting. I was very saddened by the number of attendees, given the response we had for our 2021 Christmas party. If you missed the party, we had a great time. We enjoyed wonderful food, had door prizes, watched a short but very funny movie, and most important, reconnecting in-person, with those we hadn't seen in months. We have since moved back to a mix of both virtual and in-person meetings.

I am very hopeful that the continued decline in COVID-19 cases will continue, and we will continue our combined meetings. The February meeting was very special. As many of you know, Peter Youngblood, MMR, is moving to the beautiful state of Arizona. They are getting a great guy, but we kept him around long enough to do a clinic on general layout planning and construction. Plain and simple, he's an amazing modeler! Please stay tuned to both the E-blasts and our Facebook or Web pages for more information about our meetings. In addition to our in-person meetings returning in February, we are planning on restarting the member-only open house program in the same month. The first open house will be my own Utah, Colorado & Western Railroad. Come see all the new

scenery! Look for information to come out about additional open houses, as they are scheduled.

In January, the Division participated in the City of Kennesaw's annual Trains! Trains! Trains! Event at the Museum. We had our booth, our ambassador layout, Walt's Winter Wonderland, and Peter Thomas' mobile layout on display. Attendance was amazing and the Division presented information about the NMRA, allowed folks to operate trains on a timesaver switching layout, and in general, introduced people to the hobby.

Remember that our 2022 The Piedmont Division Model Train Show is scheduled for March 12 & 13, again in Cartersville, GA. The 2021 October show was wonderful! That, coupled with our interaction with the Cartersville community at the Tellus Science Museum's Festival of Trains, this past December, put us in a good place in Cartersville, and I think we will have good name recognition for our show in 2022!

We are in the process of putting together the Train 'N Camp schedule for 2022. Our first Camp is April 2 and will be our annual Model Railroading 101. Last year, Walt Liles and I presented to over 100 people from, literally, all over the world! That was truly amazing. Hopefully we can replicate that this year. If you are looking to improve your track skills, we plan on hosting a camp on constructing turnouts using the Fast Tracks jigs. The Board of Directors approved the purchase of a Fast Tracks jig set for use by members who wish to pursue their Civil Engineering Certificate and the Division was given several other jigs that are here for use during Camps or as a substitute for the set the Division purchased. This should be a fun and informative Camp, watch for e-mail. Additionally, we'll head back to the workbench to address Weathering. There have been some cool improvements in weathering products since the last time this Camp was offered, and those products and the techniques to utilize them will be added.

Finally, please watch our website. The project to rebuild the Division, Train Show, and Pilgrimage sites is getting close to being complete. The work has been amazing and

Where is My Ballot?

The 2022 Election is Moving!

Because we will not hold a region convention in 2022, the election will be held later in the year.

Elected officials officially join the Board of Directors at the Annual Meeting, typically held during the convention. The date and location of the meeting has not been finalized.

Updated information will be sent in an eBlast and posted on the website when it is available.

I, for one, am impressed. The company that is doing the work for us has provided quality workmanship, will supply complete documentation and we will be able to easily edit content on our own, instead of depending on one or two others to edit a hard-to-manage set of sites.

There are two things to note. First, there is a donate button on the page now and this will continue to the new pages. This button allows members to set up recurring donations to help cover Division expenses as we've not seen nearly as many people at our monthly in-person meetings as we had before the pandemic hit in 2020. I've set up a contribution to the Division and I hope you will as well. Second, we are planning a "Featured Layout" each month on our new website. If you were at the Christmas party, you saw what this featured layout looks like. This layout, of course, will be there for the entire planet to see. If you'd like to potentially have your own layout featured, there are three ways to have your layout selected:

- Attend our in-person meetings – 2 chances to be selected.
- Set up a recurring donation to the Division – 2 chances to be selected.
- Attend our virtual meetings – 1 chance to be selected.

Hmmm, I wonder if Vulcans have seen our website??? Maybe they've seen the UC&W???

Well, I'm headed back to my weathering project. My fluffers want to see "their" 'racks' on the layout... well, Shadow does anyway! There's also town construction, scenery,

As we all know, Model Railroaders are often known for their sense of humor.

Dr. Al Churella, MMR, has focused on an entertaining scene on his Sandy River and Rangeley Lakes narrow gauge layout. Here, he caught a photograph of two bears seeking tickets for the afternoon train. I'm suspecting that if they aren't allowed into the office to purchase tickets, the bears will have no difficulty persuading the nice lady to purchase tickets for them!



locomotive detailing, Civil Certificate paper work, Author Certificate paperwork to start, track cleaning, locomotive wheel cleaning... holy moly, layouts are time consuming!!! Hope you are making progress on a project, or four, too!

Until next quarter, Engage! **SER**

**SHOW YOUR
RAILROAD CARD
Don't have one
Contact Editor Ed**

INTERMOUNTAIN, ATLAS, NWSL, KATO, THE THOMAS, PECO, PROTO-SOUND, SILENT, M&M, WOODLAND SCENIC, SOUNDTRAXX, Blackstone Models, WOODLAND SCENIC, WOODLAND SCENIC

www.blueoextrains.com

Steve Funsten
404-312-6467
blueoextrains@bellsouth.net
425 Market Place Roswell GA 30075

Division 8 - Atlantic
Rick Fulkerson ~ rick@mountaingoatbroadcast.com

The Atlantic Division 8 is coming back to life. A small group of dedicated modelers got together and said we need to reactivate the division. Meeting with Roy Masterson, SER President, at the regional convention in Greenville last September, he gave us direction to form a board of directors and plan our first event.

We held our first event in November at the Golden Isles Model Railroad Club in Kingsland, GA. The club has a wonderful layout in the old depot which it is open every Saturday, well worth a visit. They were great hosts. Sixteen people were in person attendees as well as others via Zoom. We formally voted in the board of directors and adopted new by-laws. Time was spent talking about the AP Program and we found several of those attending are eligible for the Golden Spike award. There was a discussion of what members would like to see in future events.

Our second event was February 5th at the Olde House

Café in Walterboro, SC. We had a planned multimedia presentation of trains, depots and surroundings for modeling reference ready to go. However, when we arrived, the restaurant had been inundated with more customers than expected and were forced to use our reserved room for the overflow before we got there. As it turned out, we had 6 attendees in person and 2 via zoom. We had a great breakfast and social time. The attendees discovered we did not already know each other, and all had someone else living nearby so all agreed to exchange contact information, planning to connect with each other again very soon.

I do have to make note that several of the board members had personal issues that prevented us from completing the planning and event announcement early enough for people to arrange their schedules. However, our next event was already scheduled and announced at the event which will be at the public library in Conway, SC, April 23. [SER](#)

Division 9 - Central Savannah River
Andy Chandler ~ andy.chandler71@gmail.com

Central Savannah, Division 9 Modeling Meeting was held on January 29 at St. Paul's Lutheran Church in Aiken, SC.

Steve Prevette presented his use of Excel to generate car orders which are essential to manage the near 400 cars and their destinations and pick up locations, as well as subsequent train orders. He also described how he used Excel to create scale plans for bridge construction. Finally, Steve demonstrated his weathering techniques for his new bridge.

Rich Olsen presented a progress report for his Erie N scale layout using Power Point.

Tim Chandler presented his new layout progress using Power Point and printed handouts. He models a copper hauling railroad in southeast Alaska. Track is all in place and scenery has begun. It is housed in a separate building.



All this was completed in 3 years and has potential for some great scenery.

Robin Riley demonstrated his techniques for ballasting (minimally) in N scale. [SER](#)

**This Space
For Sale
Pike Ad**

\$16/YEAR (FOUR ISSUES)

**This Space
For Sale
Pike Ad**

\$16/YEAR (FOUR ISSUES)

**This Space
For Sale
Pike Ad**

\$16/YEAR (FOUR ISSUES)

Division 10 - Bluff City
Steven Flowers ~ stevestrains@aol.com

The Bluff City Division is looking to springboard into 2022 with multiple activities on the agenda.

We are trying to set up operating sessions in the area at members' homes with a focus on learning about JMRI OPs and different types of train movement. This will include CTC, TT & TO, DTC and TWC.

Always glad to see the membership growing and maintaining as well as trying to incorporate new programs into the Bluff City Division. We will also be trying to get a group together to travel to St. Louis for the NMRA National Convention this year.

We congratulate Kenny Young on earning his Golden Spike Award in 2021. He has worked very hard on his modules at the Memphis Model Railroaders Club at AZO.

We also congratulate member Dalton Flowers on his career choice of being a real railroader with the RJ Corman group in Lebanon, TN on the Nashville & Eastern Railroad. [SER](#)



THREE BIG BENEFITS OF NMRA MEMBERSHIP:



Those are the discounts that manufacturers and hobby shops in our Partnership Program are giving us right now. Partners like Micro-Mark®, Model Rectifier Corporation®, Badger Airbrush®, Unreal Details®, Hot Wire Foam Factory®, Logic Rail™ Technologies. And over 30 more companies. It's savings that can actually pay for your membership!

And are you taking advantage of our other big benefits? Like 150+ national convention clinic videos. Or over 15 hours of "how-to" videos produced by the biggest names in model railroading videos. Or our directory of model railroad layouts all over the world that you can visit. The list goes on and on.

If you haven't visited www.nmra.org lately, you're missing out on some really great stuff. Starting with a boatload of discounts!





Division 11 - Cumberland


Eric Hansmann ~ eric@hansmanns.org

We kicked off 2022 with a Zoom gathering on January 8 with sixteen tuned in and participating. Our February event was also well attended. Each of our Zoom meetings have had a few visitors from other NMRA divisions. NMRA President Gordy Robinson dropped in for the February roundup to join on discussions.

A key component of our Cumberland Division meetings is a Show & Tell PowerPoint presentation. Division members submit photos of their latest projects or layout progress. These are grab shots snapped under good lighting. The image files are easily inserted into a PowerPoint template and shared during the Zoom meeting. Each member describes their modeling techniques and answers questions during the presentation. Several of these photos are also shared here in the *SouthErneR*.

At our latest meeting, George Gilbert's Show & Tell photos became a mini-clinic showing us how to install DCC and sound in an HO scale NC&StL 4-8-4 locomotive. Our project shares have become a great opportunity to inspire members to tackle a new project or finish one that has been idle. Even with a dozen people attending a meeting, we have over 100 years of hobby experiences to assist members of all ages with hobby questions.

Our days are slowing getting longer. Mornings remain chilly with some frost while afternoons have been sunny. We can enjoy the time to push modeling projects along and not yet worry about starting the lawn mower here in metro Nashville. [SER](#)



This was the last of ten photos George Gilbert showed of the DCC and sound installation in an HO scale NC&StL 4-8-4. George used several micro-pin connections between components. Everything is ready to stuff into the tender.



Horton Monroe snapped photos of an older project, an HO scale FOS Scale Gas & Bait structure. He answered questions on distressing the wood deck and installing the distinctive signage.



The final weathering touches were completed recently on this HO scale Resin Car Works L&N steel coal gondola. Eric Hansmann described using several PanPastel colors and Prismacolor pencils to give this model a worn appearance.



Progress on an HO scale Thomas Yorke Short Line Stone Depot was shared by Horton Monroe. Working with cast plaster walls was a new experience for Horton. He noted a few issues on the construction process and coloring the walls.

**YOUR PIKE
COULD BE
HERE**

\$16/YEAR (FOUR ISSUES)



Tom Schmidt enjoys building Bar Mills wood structure kits. He shared a few images of his latest, the Oakwood Shipping and Storage complex. Tom answered questions on staining parts, adding signage, and painting the many details.



An N scale T-Trak module was displayed by Ed Minnich. He shared in process photos of Ghostly Manor, a one-foot square module that has sound and light effects.



After building several freight car kits, Eric Hansmann decided to take a break and tackle an HO scale Jordan Highway Miniatures 1923 Mack AC dump truck. It was a bit fussy, especially the lift details for the dump body, but he finished the model and moved on to build four more. A dime is included here for scale.



This was the first division meeting for Rodger Coleman. He shared his work on a Walther's HO scale tract house. Rodger repainted the walls, added scenic elements, and weathering.



Division 12 - Smoky Mountain

Ken Johnson ~ kjohnson8264@gmail.com

Division 12 does not have much to report at this time, with staff shortage at restaurants where our meetings take place, along with poor weather conditions being a contributor. With some hope, spring will give us a green light in March 2022. Looking to have more "Open House" events of local members layouts in the future.

The Knoxville Area Model Railroad Club has been open the 1st (OPs) and 3rd (Open House) of each month; still un-

der the precaution of mask wearing for Covid for the members and guest. The HO Division is building a new layout with improvement to running and operations in mind. At this time the layout is running mostly on the new section and the remaining old section. Future industries will be placed by individual members throughout the layout and photos of the HO Division will be seen in the next report.

The N Division is looking into building a new layout with more operations in mind. It is still in the planning stage at this time. [SER](#)



Division 13 - Cherokee

Brian Ford ~ briantford@aol.com

As a follow up to the earlier report about the locomotive donation to Tennessee Valley Railroad Museum (TVRM), we learned that in 2021

TVA also donated ALCO S-2 switcher F3061 from Gallatin Fossil plant to TVRM. While that move did not garner the attention of the Baby Trainmaster F3060, this S-2 joins S-2 sister US Army 7100 which also served TVA until 1999. Perhaps between the two of them, TVRM may have enough parts to restore one complete S-2 to service in the future.

On December 18, Cherokee Division and Chattanooga Modular Modeler (CMM) club members and spouses jointly celebrated the holidays and railroading at Ed Painter's home in Cohutta, GA along the NS mainlines.



Full size trains of all types were railfanned, HO trains running continuously, too much food and drink being consumed, then party attendees departed with white elephant gifts.

On January 22-23, the CMM club hosted the Nashville N-TRAK modular group from Cumberland Division's Tennessee Central Railway Museum.

The two groups combined to set up a 10 section N scale modular layout for two days of train running and congeniality in the CMM clubhouse. In the evening, the Nashville N-TRAK group operated on a nice modern N scale layout



under construction in Ringgold, GA.

Coming up, the TVRM has scheduled the *Day*

Out with Thomas on April 23-24 and April 30-May 1 (tvrail.com).

The Tennessee Valley Model Railroaders, inc. (tvmri.org) has a completely new redesigned web site. They will have open house tours of the HO Rathole Division model railroad



under construction during *Day Out with Thomas*, with several trains running - come see the scenery progress since the last open house in October. [SER](#)



Division 15 - Carolina Mountain

Paul Spilman - paul@spilman.me

The Carolina Mountain Division is off to a great start to 2022. We held our quarterly division meeting in January and had our highest turnout yet since restarting in person gatherings. We are nearly back to our pre-COVID attendance and are working to get more members back. We were pleased to have Ken O'Brien present a clinic on Fruit Growers Express Wood Reefers.

At our January meeting, elections were held for Superintendent and Paymaster. Both Paul Spilman as Superintendent and Frank Pearsall as Paymaster announced their intentions to run for re-election. There were no additional nominations. Paul and Frank were elected to new 2-year terms.

Our next meeting is planned for April 30 at the Skyland / South Buncombe Library at 10 a.m. This has been re-scheduled from our regular 3rd Saturday to avoid any conflicts with Easter weekend. Please watch for email updates for more information.

We look forward to seeing everyone at many of the upcoming events and shows this Spring! [SER](#)



Ken O'Brien presenting his clinic on Fruit Growers Express Wood Reefers

Achievement Program

New Awards in Our Southeastern Region This Quarter

Carolina Mountain - Division 4



Golden Spike Award

Edward Prime



Association Volunteer

Certificate

Robert Bell

Cherokee - Division 13



Model Railroad Author & Chief Dispatcher Certificates

Roy Masterson

Gulf - Division 4



Master Builder Prototype

Models Certificate

Peter Banks, MMR

Mid South - Division 1



Association Volunteer

Certificate

Dieter Grethmann



Association Official

Certificate

James R. Norris

Piedmont - Division 5



Golden Spike Award

Russell Woodlief

Plateau - Division 16



Association Volunteer

Certificate

Vince D'Alessandro

Division AP Chairmen for Divisions which have them

Bluff City (10)

Greg Scharfetter; gasharfetter@bellsouth.net; 901-219-4219

Carolina Mountain (15)

Ben Bartlett, MMR; b3j2c@yahoo.com; 818-883-2799

Cherokee (13)

Dale Bryant; livewire@fbright.com; 423-991-5243

Cumberland (11)

George Gilbert, MMR; grgilbert@comcast.net; 615-352-1254

Gulf (4)

Peter Banks MMR; pbnyc@bellsouth.net; 850-890-0987

Magnolia (14)

Troy Hight; trhg6@aol.com; 601-416-7617

Mid South (1)

Sandy William Warrington; werrington@msm.com; 256-617-8098

Palmetto (7)

Howard Garner MMR; cascaderail@bellsouth.net; 864-878-4705

Piedmont (5)

Charles Mason MMR; candjmason@att.net; 770-993-1589

Plateau (16)

Richard Morris; rmorris52@twlakes.net; 931-864-3909

Smokey Mountain (12)

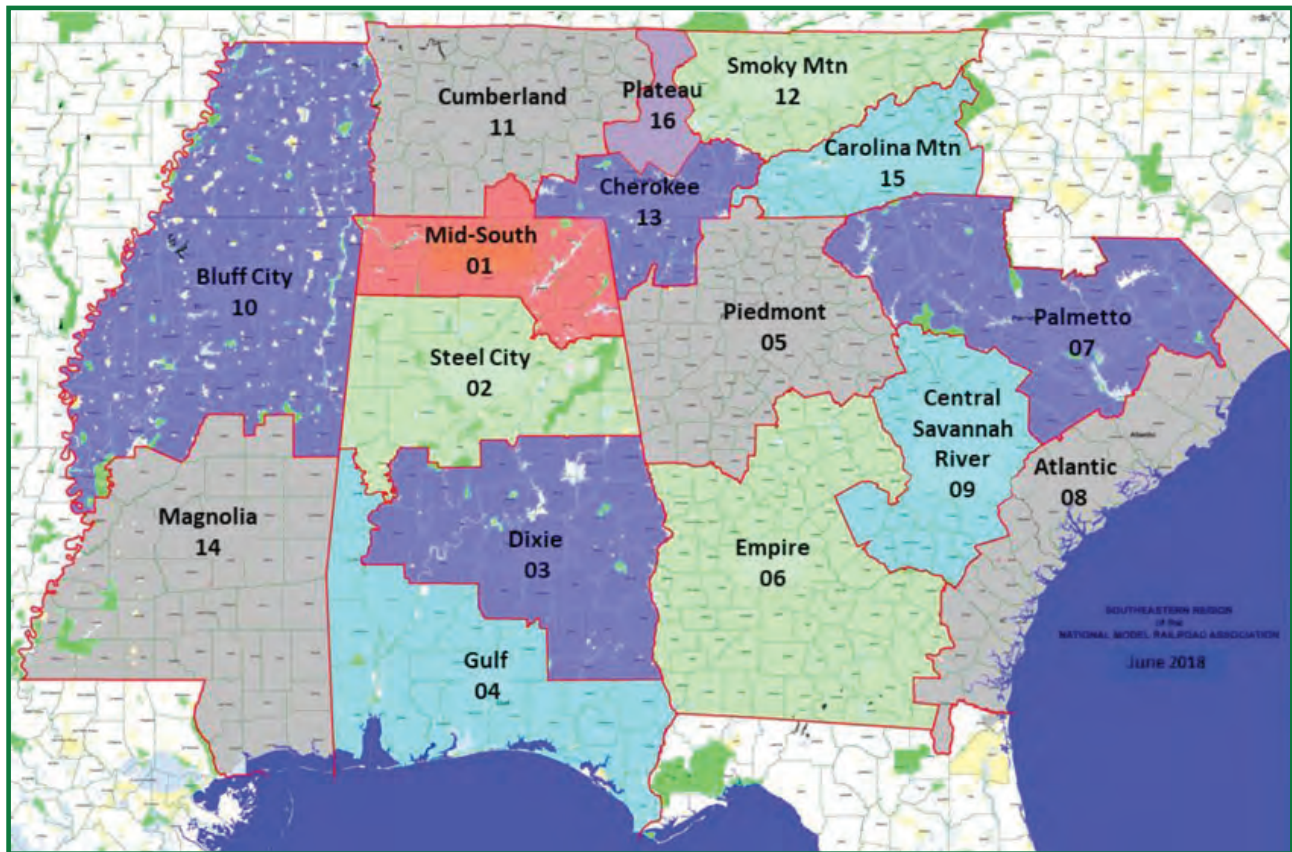
Larry Burkholder, labtexan@chartern.net; 865-408-9903

Steel City (2)

Tom Schultz; svrr@charter.net; 205-879-3603



21 Easy Tips to Improve NMRA Member Retention & Recruitment



OFFICERS

President:	Roy Masterson; 423-227-0334; rwmasterson@epbf.com 3502 Glendon Dr, Chattanooga TN 37411-4114
Vice-President:	Bill Raymond; 828-513-5051; trainman@morrisbb.net 3001 Hickory Nut Trl, Hendersonville NC 28739-7804
Secretary:	Walt Liles; 678-896-6311; wliles.crrman@gmail.com 4388 Brandon Cv NE, Marietta GA 30066-2106
Treasurer:	Mark McAllister; 423-653-7487; mlmcallister@gmail.com 3518 Connelly Ln, Chattanooga, TN 37412-1608

COMMITTEE CHAIRMEN

AP Program:	Randall Watson, 770-831-5736; randallvwatson1@bellsouth.net 730 Morning Creek Ln, Suwanee GA 30024-7052
Contests:	Ben Bartlett, MMR 828-883-2799; b3j2c@yahoo.com PO Box 2437, Brevard NC 28712-2437
Conventions:	Larry Burkholder, 865-408-9903; labbtexan@chartertn.net 206 Coyatee View, Loudon TN 37774-2172
Editor:	Ed Juare, 423-598-9925; SouthErneR@ejpj.com 782 Jays Way, Ringgold GA 30736-8954
Education:	Chuck Higdon, 732-278-1646; vze5crrw1@outlook.com 189 Foxtrot LN, Jasper, TN 37347-1729
Education Asst.:	James A Black, 850-914-0002; black@novatechnologies.com 429 S. Tyndall Pky, Ste S, Panama City FL 32404-0002
E-Newsletter:	Rick Coble, 770-279-2527; rvcoable@yahoo.com 3278 Spring Wind Ct, Lawrenceville GA 30044-4838
Good & Welfare:	David R Anderson, 828-277-9092; dranderson1980@att.net 69 Ballantree Dr, Asheville NC 28803-2065
Historian:	Joe Nichols, Sr. MMR 770-396-6447; deltarr@mindspring.com 4554 Chadwell Ln, Atlanta GA 30338-5604
Honors/Awards:	Larry Smith, MMR 205-988-5365; wooddale@bellsouth.net 1774 Wooddale Cir, Pelham AL 35124-1019
Legal Counsel:	Daniel R. Mason, 770-337-5139; daniel@masonlawfirmga.com 160 S Church St, Canton GA 30114
Membership:	Rick Coble, 770-279-2527; rvcoblenmra@gmail.com 3278 Spring Wind Ct, Lawrenceville GA 30044-4838
Mini-Meets:	Alan Mole, 770-315-7244; alanmole@bellsouth.net PO Box 2173, Suwanee GA 30024-0977
Registrar:	Steve Prevette, 803-594-5079; prevettejs@gmail.com 356 Ashley Ct, Graniteville SC 29829-3940
Video Conference:	Eric Hansmann; 304-376-0256; eric@hansmanns.org 3011 Regency Park Dr, Murfreesboro, TN 37129-5203
Webmaster:	Rod Preston, 865-691-0260; rpbreston1@gmail.com 1700 Gray Oaks Ln, Knoxville TN 37932-1600

DIRECTORS

Exec. Advisor:	Larry Burkholder, 865-408-9903; labbtexan@chartertn.net 206 Coyatee View, Loudon TN 37774-2172
Director (2022):	Ken Mattern, 256-694-5459; kjmatt@hotmail.com 9729 Wallwood Dr SE, Huntsville AL 35803-1763
Director (2022):	Randall Watson, 770-831-5736; randallvwatson1@bellsouth.net 730 Morning Creek Ln, Suwanee GA 30024-7052
Director (2023):	Brian Ford, 423-297-5726; briantford@aol.com 1208 Laurelwood Dr, Chattanooga TN 37412-1920
Director (2023):	John Stevens, 678-873-3770; snevets4@bellsouth.net 175 Roscommon Ct, Tyrone, GA 30290-1881

DIVISIONS

Atlantic (8)	Rick Fulkerson; 702-374-4405; Rick@mountaingoatbroadcast.com 1000 Bonieta Harrold Dr Apt 6107, Charleston, SC 29414-5169
Bluff City (10)	Steven Flowers; 615-308-4481; stevestrains@aol.com 1604 Lindsey Ln, Southhaven MS 38672-8530
Carolina Mtn (15)	Paul Spilman; 828-424-0472; paul@spilman.me 22 Royal Rdg, Clyde NC 28721-8228
Central Savannah River (9)	Andy Chandler; 706-495-5302; andy.chandler71@gmail.com 3538 Evans To Locks Rd, Augusta GA 30907-3366
Cherokee (13)	Brian Ford, 423-297-5726; briantford@aol.com 1208 Laurelwood Dr, Chattanooga, TN 37412-1920
Cumberland (11)	Eric Hansmann; 304-376-0256; eric@hansmanns.org 3011 Regency Park Dr, Murfreesboro, TN 37129-5203
Dixie (3)	Brett Scott; 334-799-3096; davidbrettscott@gmail.com 803 Durden Rd, Prattville AL 36067-1534
Empire (6)	William Attaway; 478-954-9200; attawayw@mac.com 118 Lenox Dr, Bonair GA 31005-3604
Gulf (4)	Reed Ostrander; 850-830-6331; drostrander@bellsouth.net 7622 N Shores Dr, Navarre FL 32566-8411
Magnolia (14)	Pat McCarthy; 601-955-0510; maccars@gmx.com 3815 Rebecca Ct, Jackson MS 39216-3719
Mid-South (1)	Dave Carlton; 256-783-2844; dpcarlton59@att.net 13021 Huntcliff Rd, Huntsville AL 35803-2933
Palmetto (7)	Ken Majchrzak; 864-335-9096; kemajchrzak@gmail.com 520 Wagon Trl, Simpsonville SC 29681-3916
Piedmont (5)	Perry Lamb; 770-218-9744; perry_lamb@mindspring.com 4034 Palisades Main NW, Kennesaw GA 30144-7343
Plateau (16)	Tom Shallcross; 931-484-7565; chipmonk4@comcast.net 18 Briar CT, Crossville TN 38558-8810
Smoky Mtn (12)	Ken Johnson; 865-317-1314; kjohnson8264@gmail.com 1082 Granada Dr, Lenoir City, TN 37772-4597
Steel City (2)	Whit Fancher; 205-746-0007; crownlandscapeservices@gmail.com PO Box 660681, Vestavia AL 35266-0681

THE CLUB CAR

This is a list of clubs and organizations in the Southeastern Region. If your club that is accepting new members or visitors, kindly send the information to the Editor at: SouthErneR@ejpj.com. Please provide a contact name and phone number. Websites will be listed if given.

Atlantic - Division 8

Coastal Rail Buffs, Savannah, GA, Nate Stone, 912-354-2606
www.coastalrailbuffs.org
Charleston Area Model Railroad Club, Citadel Mall in Charleston, SC
 Tom Kabele, tkabele@sc.rr.com; www.camrc.club
Grand Strand MRRC, Myrtle Beach Mall, North Myrtle Beach, SC
 Joe Corsetti, 843-236-9148, yrusoslo728@aol.com; www.gsmrrc.org
Golden Isles Model Railroad Club, Brunswick, GA
 Helio Valdes, 912-261-2478; t29b52f4@comcast.net
groups.yahoo.com/group/GIMRRC
Sun City Model RR Club, Bluffton, SC
 President paul.henry.sc@gmail.com

Bluff City - Division 10

The Memphis N-Scale Road Railers
The Memphis Society of Model Engineers - The 1st Saturday Night Group
 Highland St Church of Christ, 7:30 PM
 contact Ned for additional info; nssavage@juno.com

Carolina Mountain - Division 15

Apple Valley Model Railroad Club, Hendersonville, NC
 Located in Hendersonville Station; www.avmrc.com
French Broad e'n'pire NTRAK Club, Hendersonville, NC
 Chuck Place, 828-685-2726; hmp3@blueridge.net; www.fdr-ntrak.com
Waynesville Area Rail Roaders
 Waynesville, NC; www.facebook.com/WARRNC
Western North Carolina Model Railroaders; email: webmaster@wncmrr.org

Central Savannah River - Division 9

OFRR Operators, Tuesday nights, Aiken SC, Steve Prevette, 803-594-5079

Cumberland - Division 11

Dixie Model Railroad Club, 2101 Belmont Blvd, Nashville, TN 37212
 Eric Hansmann, 304-376-0256; eric@hansmanns.org
Mid-South Live Steamers, Columbia, TN, Hank Sherwood, 615-665-0512
www.midsouthlivesteamers.org; midsouthlivesteamers@yahoo.com
Nashville NTRAK, Nashville, TN, Mike Curtis, 615-479-7663
 4900 Rucker Christiana Road, Christiana, TN 37037
macurtis@comcast.net; www.nashvilleentrak.org
Nashville Garden Railway Soc., Nashville, TN, Ross Evans, 615-292-6555
Tennessee Central Railway Museum, Nashville, TN
 Terry Bebout, 615-244-9001; terry.bebout@earthlink.net; www.tcr.org

Dixie - Division 3

Central Alabama Model RR Club, Montgomery/Prattville, AL
 Phil Hutchinson, 334-272-1933 or Joe Mashburn 251-363-8508
MGB Model Railroad Club, Prattville, AL *Visitors welcome*
 Brett Scott, 334-799-3096; www.mgbrr.org
Wiregrass Steel Wheels Sub-Division, Dothan, AL
 Dan Adams, 334-588-3312; danielma522@centurytel.net

Empire - Division 6

Flint River Model RR Club, Albany, GA, Jimmy Swinn, 229-883-3517
MGMRC - Middle Georgia Model RR Club, Warner Robins, GA
 Bill Attaway, 478-954-9200; mgmrc@cox.net; www.mgmrc.org
MGRA - Middle Georgia RR Association, Bill Jones
wjones845@aol.com; middlegeorgiarailroadassociation.com
South Georgia Model RR Club, Hahira, GA, (Near Valdosta)
 Todd Tait, 229-548-3611

Cherokee Division 13

Chattanooga Society of Model Engineers, Dunlap, TN
 Andy Morrison, 423-344-8502; www.csme-eppr.com
Chattanooga Modular Modelers, Inc. meet Monday & Thursday at 6:30 pm
 Mark McAllister, 423-424-0352; www.chattmodmod.org
Tennessee Valley Model Railroaders, Inc., Chattanooga, TN
 Steve Crowe, 423-443-1517; www.TVMRi.org

Gulf - Division 4

Caboose Club, Foley Railroad Museum, 125 E Laurel Ave, Foley, AL 36535
 Bonnie Donaldson, 251-943-1818; foleymuseum@gulfnet.com
CATT - Coastal Alabama T-TRAK, Bruce Arbo, 228-669-6705
coastalalabamattrak@gmail.com; www.nationalt-traklayout.com
Emerald Coast Garden Ry Club, Jack Grill, 850-994-7226; www.ecgrc.com
 Usually meet on 3rd Saturday at noon in the Diner Car
 of the West Florida RR Museum, Milton FL
Glenn Samuel's Operating Group, Mobile, AL 205-914-0693
 2nd Saturday of the month @ 1 p.m.; Gasamuel@aol.com
Miracle Strip Model RR Club, Shalimar, FL
 Ray Follacchio, 850-865-8822
Mobile Society of Model Engineers, Alabama Gulf - Chapter, NRHS
 8060 Morris Hill Rd, Semmes AL 36575-6424; Dave Miller, 251-689-2673
Pensacola Model Railroad Club (PMRC), Pensacola, FL
 HO Division - Steve "Chip" Borona, 850-384-3206; www.PMRC.us
 N Division - Terry Tucker, 850-723-5390
 Z Division - Joshua Murrah, 251-533-6481

Southwest Alabama Railroad Modelers (SWARM), Mobile, AL
 Glenn Samuel, 205-914-0693; Gasamuel@aol.com
 Monthly round robin meetings or event - contact for details.
West Florida Model Railroad Club, Milton, FL
 Tom Augustine, 850-944-0471; www.wfrm.org

Magnolia - Division 14

Central Mississippi Model Railroad Association, Jackson, MS
 MS Ag and Forestry Museum, 1150 Lakeland Dr, Jackson MS 39216
 Nils Larsen, 601-432-4500; www.cmmra.org
Mississippi Coast Model RR Museum, 504 Pass Rd, Gulfport, MS 39507
 228-284-5731; timetrain54@yahoo.com; www.mcmrcm.org

Mid-South - Division 1

Northeast Alabama Model Railroad Club, Guntersville, AL
 Charles Dick, 205-878-2537; charlesdick@bellsouth.net
Redstone Model Railroad Club, Huntsville, AL; www.rmrrc.net
Coosa Valley Model RR Assoc. www.coosavalleymodelrailroad.com

Palmetto - Division 7

Associated Model Railroads of Columbia (AMROC), Columbia, SC
 Clark Gregory, 803-781-7912; www.amroc.org
Carolina Railroad Heritage Association, Inc.;
www.facebook.com/hubcityrrmuseum
Central Railway Model and Historical Association (CRM&HA), Central, SC
 Sandy Eistus, 513-325-8850; www.crmha.org
Piedmont N' Southern, Greenville, SC
 Michael Offik, 864-884-2165; www.piedmontnsouthern.org
The Carolina Conspiracy (On30 modular) Andrew Gillette, 803-316-8128
amn_a_gillette@yahoo.com; groups.yahoo.com/group/carolina_on30conspiracy
Station 187 Model Railroad Club, Greer, SC; www.station187.net

Piedmont - Division 5

Atlanta Interlocking Model Railroad Club;
 Charlie Crawford, 678-982-4699
Athens Bend Track Railroad Club
 Peter Wood, 706-215-3313; www.facebook.com/AthensBendTrack
Atlantic Coast S-Gaugers, Bob Lacheen
 home 770-578-9937; cell 404-431-8032; www.trainweb.org/acsg
Boomers, John Rieken, Saturday a.m.; OPS Athens, Gwinnett, Commerce areas
 email for specific dates; jrieken@windstream.net
Chattahoochee Express Operating Group, Chris White, 770-594-2618
Georgia Garden Railway Society, Terry Manning, 770-564-8822
temanning@aol.com www.ggrs.info
Georgia Society of Ferroequinologists, Marietta
 Bob Hoenes, 770-422-0081; Jasper Roundhouse, Jasper, GA
 Phil Stead, trainman07@aol.com; all scales, meets weekly at a member's home
Metro Atlanta N-Scalers, Atlanta, GA, Charles Leak, 404-262-2969
Model Railroad Club of Atlanta, Atlanta, GA
 Terry Weldon, 770-979-0473; www.oscale-atlanta.info
North Atlanta O-Gauge Railroad Club, Roswell, GA, Jeff Pergl, 770-516-6378
North Atlanta Rail Barons, Howard Goodwin, 770-529-2103
North Georgia Lego Train Club, James Trobaugh, 770-844-1076
www.nglrc.org OR questions@nglrc.org
North Georgia Modularail, Jon Cook, 770-993-9620
NWGA T-TRAK Club Kennesaw GA
 Jim Nealand, 678-358-9171; casadiego86@gmail.com
Railroad Model Club of Atlanta, Bob Peppel, 770-934-4067
S-COG Southern Crescent Operating Group
 Joe Gelmini, 770-460-8873; papagel@comcast.net
Southern O Scalers, Dan Mason, 770-385-6638; daniel@masonlawfirmga.com
Tri-State Area Model Railroad, Inc.
 Thomas Roskelly, 828-361-2210; thomasroskelly@gmail.com
Volunteer Garden RR Club,
 Vines Botanical Gardens, 3500 Oak Grove Rd, Loganville, GA 30052

Plateau - Division 16

Crossville Model RR Club, Crossville, TN; Tom Shallcross, 931-484-7565
chipmonk4@comcast.net; www.crossvilletrain.org

Smoky Mountain - Division 12

Knoxville Area Model Railroaders, Oak Ridge, TN
 Brad Tutt, 865-776-4703; meetings are 1st & 3rd Sundays
Mountain Empire Modular Railroaders, Johnson City, TN, East TN State Univ.
 George Carter Museum, Dr. Fred Alsop, 423-929-3733; www.memrr.org
Maryville MRRC, Alnwick Community Club
 2146 Big Springs Rd., Maryville TN 37803
 Don Clark, 503-730-4869; meets first Saturday each month, 10 a.m. to noon

Steel City - Division 2


Black Warrior Model RR Society, Tuscaloosa, AL, Bob Way, 205-556-3073
Smokey City Model Rails, Birmingham, AL; www.smokeycityrails.com
Wrecking Crew Model RR Club, Birmingham, AL; Whit Francher, 205-746-0007
Steel City Shifters Operating Group, jstew@bhamrails.info

The SouthErneR

Southeastern Region, NMRA

782 Jays Way

Ringgold GA 30736-8954



Carolton Station
- Jarrell Conley page 10